



metallic | 38/90016  
Argento 312



metallic | 38/90011  
Argento 308




metallic | 38/90009  
Argento 307



metallic | 38/90007  
Argento 305



metallic | 38/90003  
Argento 301



metallic | 38/20013  
Deore 301



metallic | 38/15021  
Champagne 304



metallic | 38/15020  
Champagne 303



metallic | 38/15018  
Champagne 302




metallic | 38/15017  
Champagne 301



metallic | 38/50035  
Seafoam Green



metallic | 38/90010  
Marine Silver One Coat




metallic | 38/91020  
Anodized Silver



metallic | 38/99999 **NEW**  
Bengal Silver \*\*\*



metallic | 38/90080 **NEW**  
Brilliant Sparkle Silver  
\*\* | \*\*\*




metallic | 38/60064  
Pearl Copper




metallic | 38/40127  
Pearl Night Blue




metallic | 38/90015  
Pearl Dark Grey




clear | 38/00088 **NEW**  
Clear Matte ❖  
gloss level 10±5




clear | 38/00001  
Clear Glossy ❖  
gloss level 85+



fine texture 📌  
all colors can be custom-  
made in this finish




primer  
69/90500 (USA and Mexico)  
69/90701 (Canada)  
Zinc-Rich Primer | gloss level 70±5




primer | 69/70000  
Dryprotector  
gloss level 3±2




primer | 09/73841  
OGF  
gloss level 70±5




satin | 38/15002  
Sierra Tan \*\*\*  
gloss level 30±5




satin | 38/15012  
**Sandstone \*\*\***  
gloss level 30±5




satin | 38/15003  
**Almond \*\*\***  
gloss level 30±5




satin | 38/10070  
**Bone White \*\*\***  
gloss level 30±5



satin | 38/10130  
**Seashell White \*\*\***  
gloss level 30±5




semi matte | 38/11401 **NEW**  
**Pompano White \*\*\***  
gloss level 45±5




satin | 38/70070  
**Taupe \*\*\***  
gloss level 30±5




satin | 38/70019  
**Slate Grey**  
gloss level 30±5



satin | 38/70049  
**Grey**  
gloss level 30±5



satin | 38/70025  
**Ash Grey**  
gloss level 30±5




satin | 38/70048  
**Sky Grey**  
gloss level 30±5




matte | 38/40025  
**Interstate Blue**  
gloss level 20±5



satin | 38/40051  
**Military Blue**  
gloss level 25±5




semi gloss | 38/81009  
**Railing Black**  
gloss level 60±5



satin | 38/80020  
**Jet Black**  
gloss level 30±5




satin | 38/60018  
**Koko Brown**  
gloss level 30±5



satin | 38/60080  
**Statuary Bronze**  
gloss level 30±5




satin | 38/60014  
**Medium Bronze**  
gloss level 30±5



matte | 38/60090  
**Dark Anodized Bronze**  
gloss level 20±5



satin | 38/30041  
**Redwood**  
gloss level 30±5



matte | 38/30028  
**Brick Red**  
gloss level 20±5



matte | 38/30033  
**Boysenberry**  
gloss level 20±5




matte | 38/60006  
**Aged Copper**  
gloss level 20±5



satin | 38/50080  
**Ivy Green**  
gloss level 30±5



satin | 38/50037  
**Classic Green**  
gloss level 30±5



satin | 38/50110  
**Hartford Green**  
gloss level 30±5